

Region 14 Education Service Center

2011-2012

Head Start/Early Head Start



ANNUAL REPORT

INTRODUCTION

This report has been prepared in order to comply with the Head Start Reauthorization Act of 2007. The Act states that:

“Each Head Start agency shall make available to the public a report published at least once in each fiscal year that discloses the following information from the recently concluded fiscal year, except that reporting such information shall not reveal personally identifiable information about an individual child or parent:

- (A) The total amount of public and private funds received and the amount from each source. (Pg. 10-12)
- (B) An explanation of budgetary expenditures and proposed budget for the fiscal year. (Pg. 10-14)
- (C) The total number of children and families served, the average monthly enrollment (as a percentage of funded enrollment), and the percentage of eligible children served. (Pg. 16 & 17)
- (D) The results of the most recent review by the Secretary and the financial audit. ((Pg. 13-14)
- (E) The percentage of enrolled children that received medical and dental exams. (Pg. 21)
- (F) Information about parent involvement activities. (Pg. 25)
- (G) The agency’s efforts to prepare children for kindergarten. (Pg. 26)
- (H) Any other information required by the Secretary”

HEAD START CORE VALUES



1. Establish a ***supportive learning environment*** for children, parents, and staff.
2. Recognize that the members of the Head Start community; represent ***many cultures*** Head Start families and staff.
3. Understand that the ***empowerment of families*** occurs when program governance is a responsibility shared by families, governing bodies, and staff.
4. Embrace a ***comprehensive vision*** of health for children, families, and staff which assure that basic health needs are met.
5. Respect the importance of all aspects of an ***individual's development.***
6. Build a community in which each child and adult is ***treated as an individual.***
7. Foster relationships with the ***larger community.***
8. Develop a ***continuum of care***

MISSION STATEMENT

The Mission of **Region 14 Educational Service Center** is to support the educational community through quality services that assure excellence, equity, and efficiency.

The mission statement of **Region 14 Educational Service Center Head Start** is to support schools and collaborate with schools and communities to promote and support high quality Head Start Programs.



PHILOSOPHY

Region 14 Head Start recognizes that children are not meant to: be quiet learners, stay clean at all times, spend lengthy periods of time standing in lines, or stay seated with their hands in their laps. Children learn and develop language and communication abilities through active play during interactions with peers and their environments. Children develop at their own rates, and Region 14 Head Start programs provide children with learning center environments that promote cognitive and motor development, based on children's interests and ability levels. We recognize that children need multi-sensor opportunities to explore their environments and want children to develop to their potentials.



HEAD START VISION



- ❖ Assistance to families in accessing all necessary resources for providing safe, healthy, positive parenting experiences for their children in the homes.
- ❖ Establishment of successful home-based and center-based (school district) Early Head Start and Head Start programs, strengthening social-emotional, cognitive, physical, language and communication development in birth to five-year olds.
- ❖ Commitment to partnering with school districts in providing quality services to our children and families, completely satisfying Head Start Performance Standards.
- ❖ Demonstration of continuous improvement in program quality, efficiency, and excellence throughout the Region 14 service area.



ESC HISTORY

In 1967, the Texas Legislature directed that the State Board of Education provide, by rules and regulations, for the establishment and operation of regional education service centers. Twenty regional service centers provide services to school districts. The centers are service organizations, not regulatory arms of the Texas Education Agency, and participation by schools in services of the centers is voluntary.

Each education service center is governed by a seven member board who are elected by members of local school districts. In addition, education service centers are directly accountable to the Texas Commissioner of Education.

Statutory Purposes Regional Education Service Centers shall:

1. assist school districts in improving student performance in each region of the system;
2. enable school districts to operate more efficiently and economically; and
3. implement initiatives assigned by the legislature or the commissioner.



Region 14 ESC:

-Includes 42 school districts and 2 charter schools

- Covers 12,155 square miles and 13 counties
- Provides service to over 42,144 students on 165 campuses.

HEAD START HISTORY

1999: ESC 14 Head Start funded to serve 128 Head Start children and families in **four counties** (7 center-based sites in 7 school districts and 1 home-based program).

2002-2003: ESC 14 Head Start funded to serve 144 Head Start children and families in **five counties** (8 center-based sites in 8 school districts and 1 home-based program) with the addition of Taylor County outside of Abilene.

2004-2005: ESC 14 Head Start funded to serve 341 Head Start children and families through acquiring **three more counties** (i.e. Fisher, Mitchell and Nolan counties) serving 197 Head Start children and families and 40 Early Head Start children and families (Birth to 3). Head Start children and families are now served in 18 Head Start classrooms in 11 school districts and 1 home-based program, and Early Head Start children and families are now served in 5 Early Head Start classrooms in 1 school district.

2009: ESC14 Early Head Start funded to serve 16 additional children and families (Birth to 3). Early Head Start children and families are now served in 7 Early Head Start classrooms in 1 school district. Head Start children and families are now served in 18 Head Start classrooms in 11 school districts and 1 home-based program.
Total Early Head Start children funded= 56
Total Head Start children funded= 301

COUNTIES SERVED

Haskell County

Haskell

Fisher County

Rotan

Jones County

Anson
Hamlin
Stamford

Mitchell County

Colorado City

Nolan County

Sweetwater
Head Start
Early Head Start

Shackelford County

Albany

Stephens County

Breckenridge

Taylor County

Tye

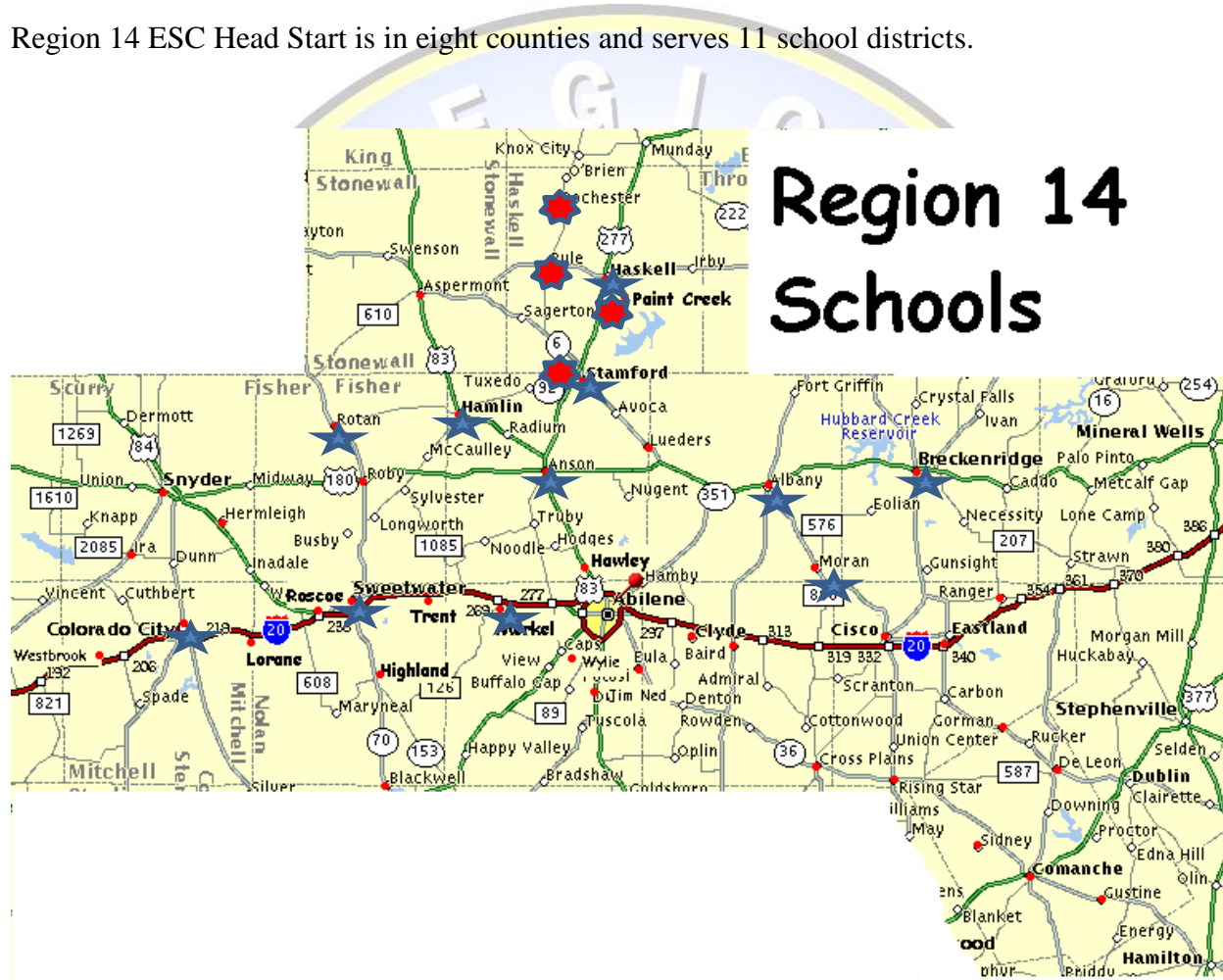
Home-Based

Haskell
Rule/Rochester
Stamford

LOCATION

Region 14 Education Service Center (ESC), located in Abilene, Texas, provides technical assistance and consulting services to Central Texas area school districts to help improve student performance and increase the efficiency and effectiveness of local school operations. Region 14 ESC assists in implementing initiatives assigned by the legislature or the Texas Commissioner of Education.

Region 14 ESC Head Start is in eight counties and serves 11 school districts.



Region 14 Schools

- ★ On Site Head Start/Early Head Start
- ★ Home Based Sites

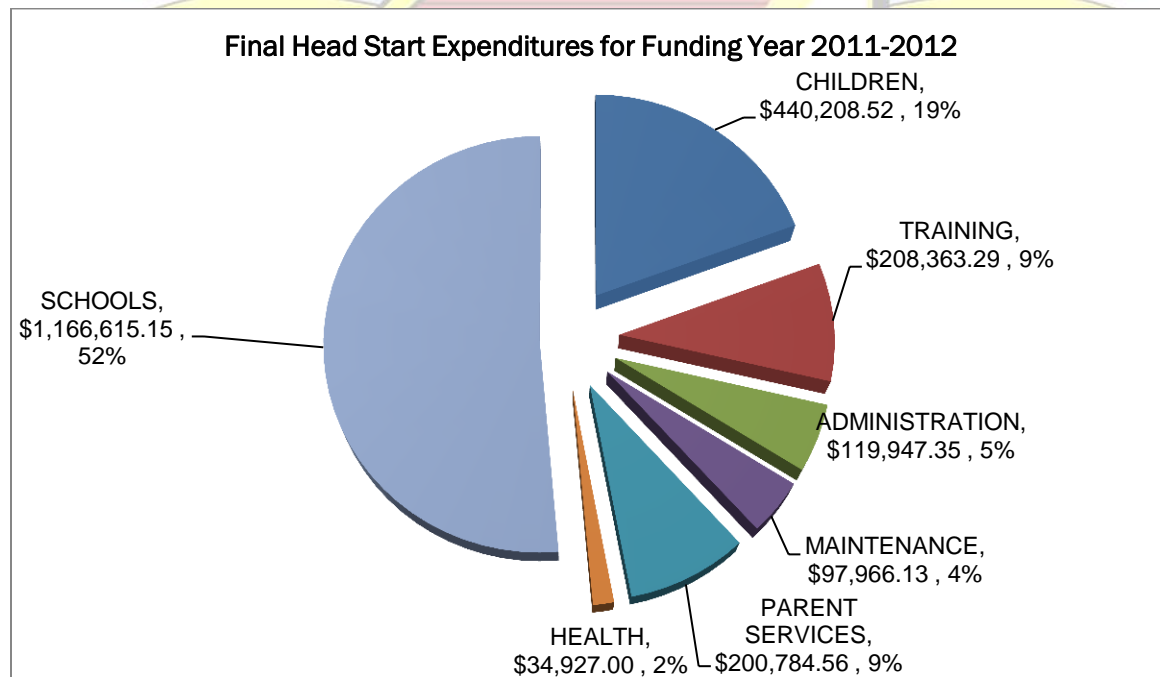
FUNDING

Education Service Centers (ESCs) do not possess tax levying or bonding authority and rely on grants and contracts for funding. Revenues are received from three primary sources. State funds provide 20%; federal funds provide 66%; and local funds 14%.

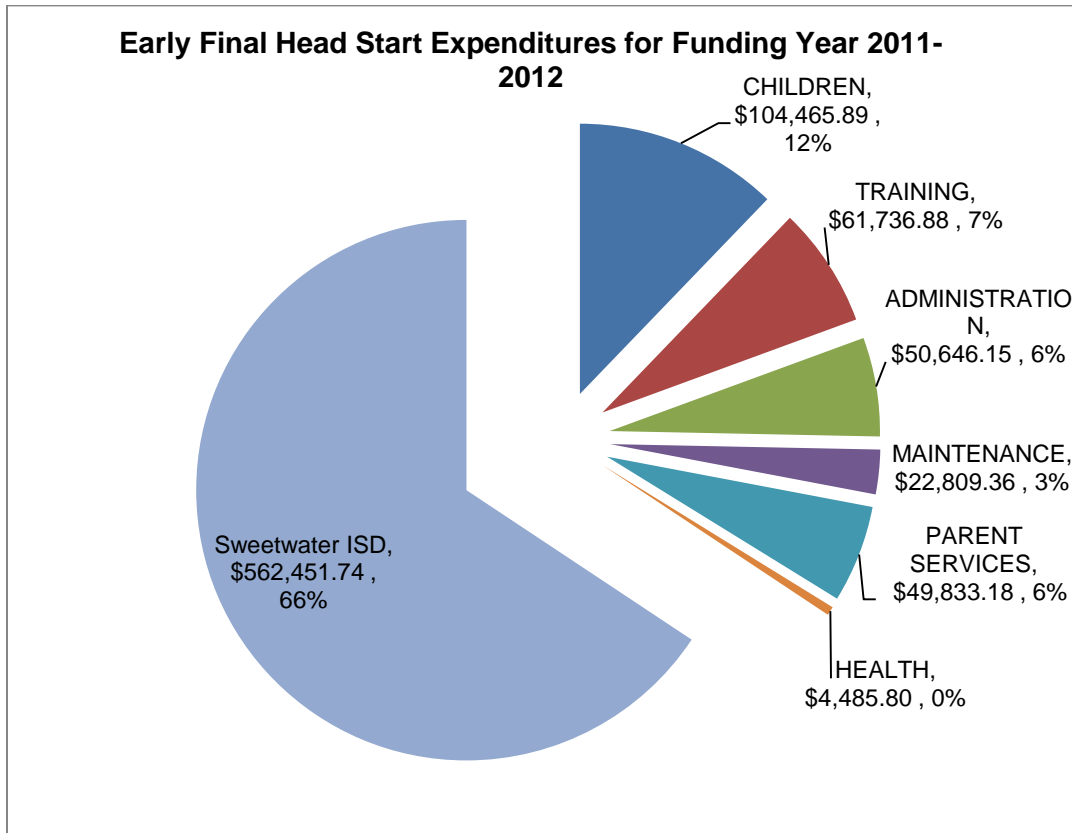
Region 14 Education Service Center Head Start does not possess tax levying or bonding authority and relies on federal grant funding.

Region 14 Education Service Center's fiscal year is from September 1 thru August 31. The latest required annual financial audit was performed and completed by Davis Kinard & Co, PC the week of October 29, 2012 and will be present to the Board December 20, 2012.

\$2,268,812 was received for the 2011-2012 Head Start Program and the following diagram represents how those dollars were spent.



\$856,429 was received for the 2011-2012 Early Head Start Program and the following diagram represents how those dollars were spent.



\$12,217.25 was received for the 2011-2012 Early Head Start Expansion Program and all funds were flowed thru to Sweetwater ISD for their expansion costs.

Non-Federal Share ~ Head Start In-Kind

For every 80 cents of Head Start/Early Head Start funds received 20 cents must be matched. The federal government also limits administrative cost to be no more than 15% of the total funds received. Total funding for both the Early Head Start and Head Start program was \$3,125,241. Therefore Region 14 ESC was required to match \$781,310 with in-kind and keep administrative cost below \$585,982.69. The following chart demonstrates that Region 14 ESC matched \$1,080,034 and kept Administrative costs to \$454,750.

Non-Federal Share ~ Head Start In-Kind

	TOTAL IN-KIND	Admin %	Total Administrative Cost
Teacher	\$354,826.24		
Bus driver			
Superintendent	\$69,659.55	1	\$69,659.55
Business Manager	\$34,596.64	1	\$34,596.64
Superintendent Secretary	\$10,308.28	1	\$10,308.28
Technology Director	\$54,399.24		
Maintenance Director	\$25,130.55		
Instruction leader			
Grounds Staff	\$0.00		
Nurse	\$23,263.93		
Custodians	\$6,979.00		
Counselor	\$13,315.00		
Campus			
Principal	\$72,223.87	1	\$72,223.87
Asst Principal	\$2,244.00	1	\$2,244.00
Peims Coord	\$546.00		
Secretary	\$16,493.03	1	\$16,493.03
Custodians	\$9,959.00		
Substitutes	\$0.00		
Space Costs	\$225,001.00	0.05	\$11,250.05
Administrative Costs			
Legal Services	\$5,245.35	1	\$5,245.35
Audit Services	\$4,309.05	1	\$4,309.05
Tax Collection	\$25,203.37	1	\$25,203.37
Contracted Services	\$13,140.34	1	\$13,140.34
Supplies	\$16,843.71	1	\$16,843.71
Travel	\$0.00	1	\$0.00
Insurance	\$6,760.76	0.05	\$338.04
Misc.	\$13,165.00	0.05	\$658.25
Technology	\$2,125.00	0.05	\$106.25
Utilities	\$9,929.00	0.05	\$496.45
Campus	\$0.00		
Contracted Services	\$1,368.00		
Supplies	\$37,044.05		
Travel	\$0.00		
Misc.	\$1,452.00		
Utilities	\$20,810.00	0.05	\$1,040.50
Volunteer Services	\$0.00		
ESC PORTION			
Indirect Cost/Administrative Costs		1	\$170,593.50
TOTALS	\$1,080,033.96		\$454,750.23

GOVERNANCE & ACCOUNTABILITY

Accountability

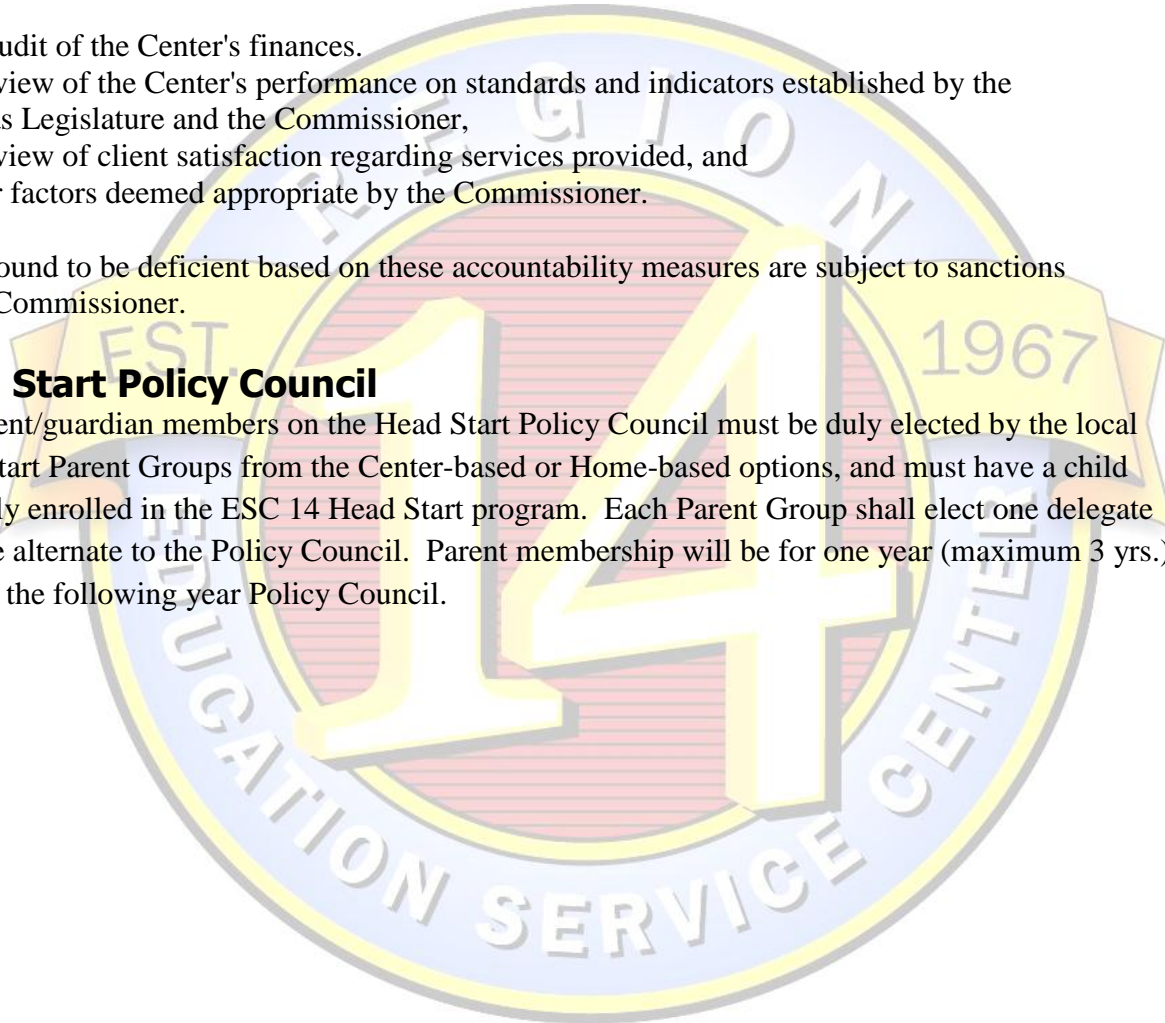
In addition to evaluations performed by Regional Boards and Center clients, each ESC is evaluated annually by the TEA commissioner of Education. This evaluation includes:

1. An audit of the Center's finances.
2. A review of the Center's performance on standards and indicators established by the Texas Legislature and the Commissioner,
3. A review of client satisfaction regarding services provided, and other factors deemed appropriate by the Commissioner.

ESCs found to be deficient based on these accountability measures are subject to sanctions by the Commissioner.

Head Start Policy Council

All parent/guardian members on the Head Start Policy Council must be duly elected by the local Head Start Parent Groups from the Center-based or Home-based options, and must have a child currently enrolled in the ESC 14 Head Start program. Each Parent Group shall elect one delegate and one alternate to the Policy Council. Parent membership will be for one year (maximum 3 yrs.) or until the following year Policy Council.




RESULTS OF FEDERAL REVIEW

All Head Start programs undergo an on-site review every three years to see how well the program is complying with the Federal Head Start Performance Standards and other regulations.

Region 14 Education Service Center Head Start last on-site review was December 6-11, 2009 by the Administration for Children and Families.

Based on the information gathered it was established that Head Start and Early Head Start Programs were in compliance.

Region XIV ESC Head Start/Early Head Start is scheduled for a Federal Review in 2012-2013.



HEAD START CURRICULUM

Creative Curriculum for Preschool

Creative Curriculum for Preschool is used in the Head Start classrooms of Region 14 ESC. This program allows for an ongoing assessment and the ability to analyze the results with the cc.net component. Children are assessed on a total of fifty objectives in the four main goal areas of social/emotional, physical, cognitive, and language development.

Teachers can generate reports on individual children as well as class profiles. Creative Curriculum has been aligned with the Texas pre-school guidelines and meshes well with the state adopted curriculum chosen by an ISD.



2011-2012 CHILDREN SERVED

Enrollment

Enrollment is reported on a monthly basis to the Office of Head Start. The program maintains **100%** enrollment throughout the year and serves **100%** eligible children.

Region 14 ESC Head Start is funded to serve 301 Head Start and 56 Early Head Start children. Head Start partners with the Independent School Districts and any additional children are funded through the school district.

Site	2011-2012 Enrollment	2011-2012 # of Classes	2011-2012 Avg Monthly Enrollment
Albany	16	1	100%
Anson	16	1	100%
Breckenridge	40	2	100%
Colorado City	37	2	100%
Hamlin	16	1	100%
Haskell	19	1	100%
Home Base	12	1	100%
Rotan	17	1	100%
Stamford	26	2	100%
Sweetwater HS	102	6	100%
Sweetwater EHS	56	7	100%
Tye/Merkel	16	1	100%

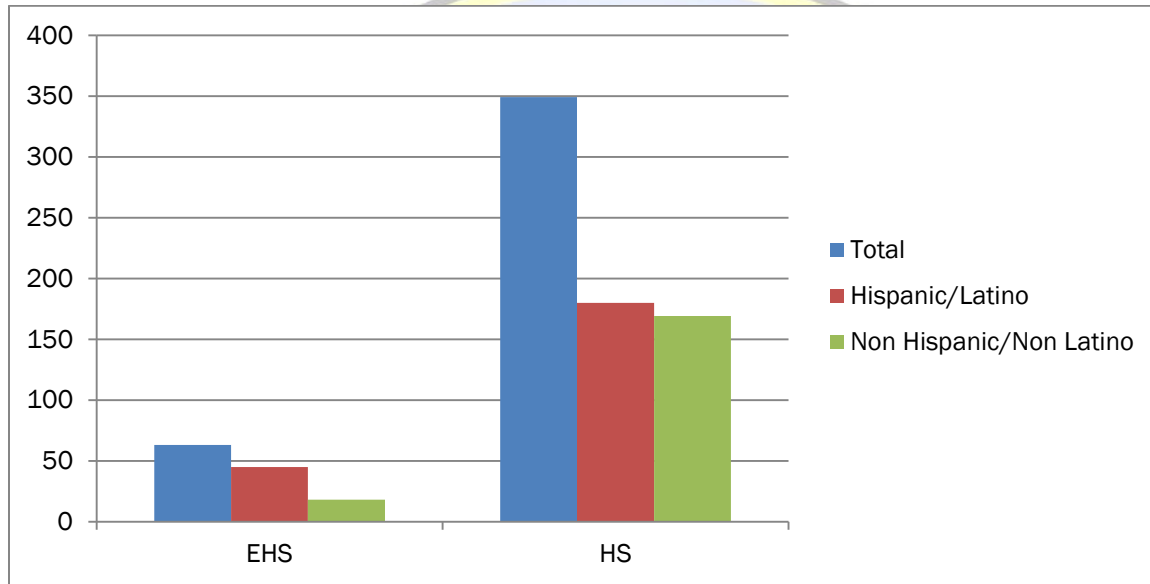


DEMOGRAPHICS

	Total Number by Ethnicity	Hispanic or Latino Origin	Non-Hispanic/Non-Latino
Early Head Start	63	45	18
Head Start	349	180	169

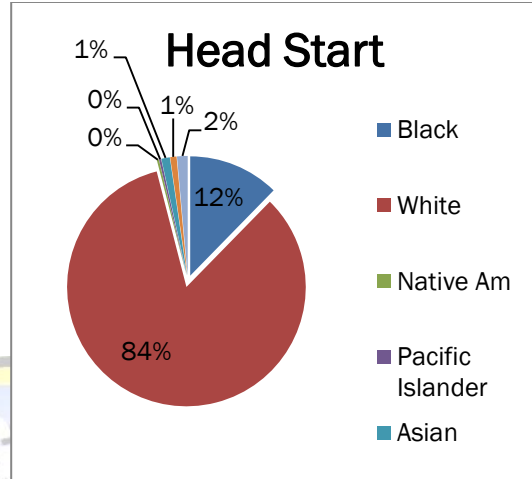
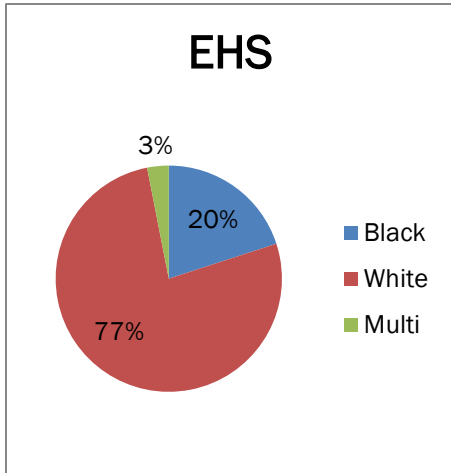
Source: PROMIS 2011-2012

Total Number of Families Served: HS = 320; EHS = 63



	Black	White	Native American	Pacific Islander	Asian	Other	Unspecified	Multi
Early Head Start	13	50	0	0	0	0	0	2
Head Start	43	292	1	1	4	3	0	5

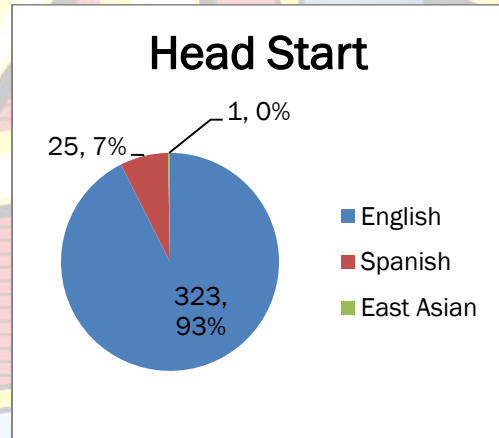
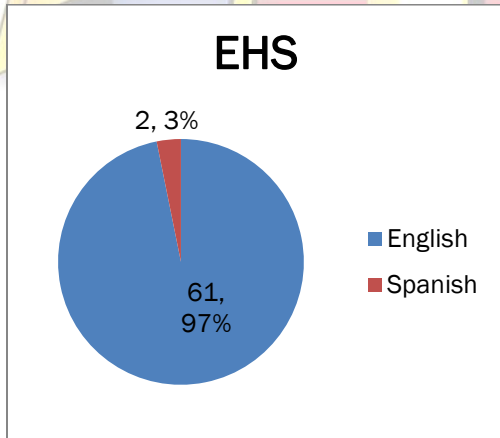
Source: PROMIS 2011-2012



Languages Spoken by Children

	Total	English	Spanish	East Asian	European/Slavic	Other
Early Head Start	63	61	2	0	0	0
Head Start	349	323	25	1	0	0

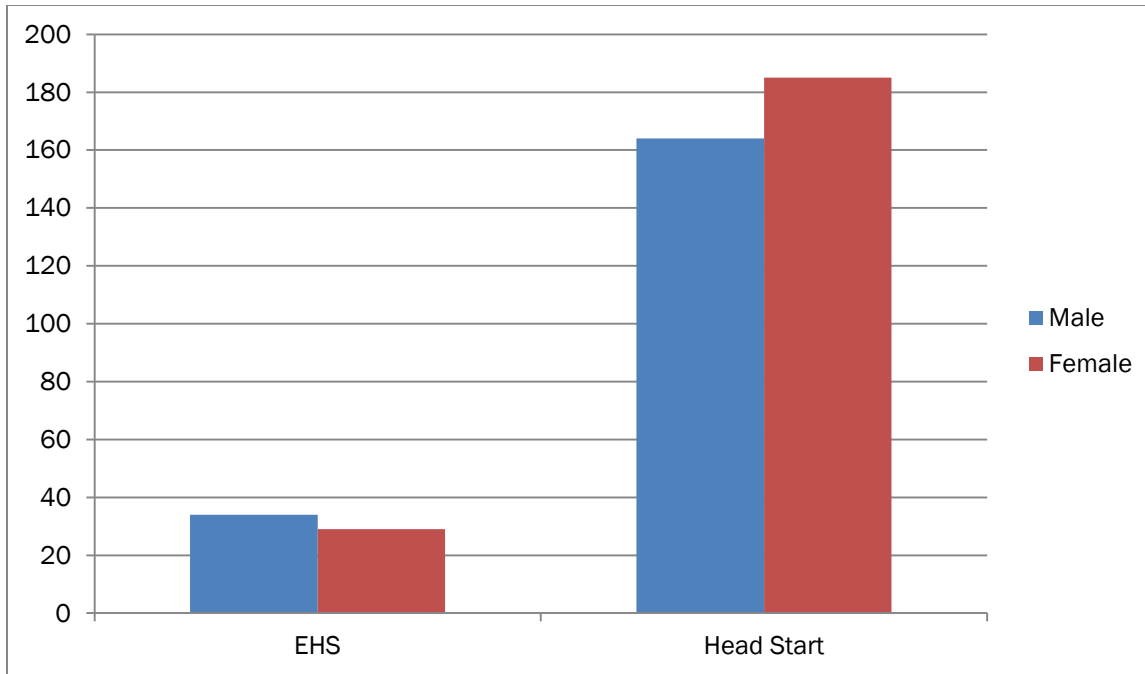
Source: PROMIS 2011-2012



Gender of Students

	Male	Female
Early Head Start	34	29
Head Start	164	185

Source: PROMIS 2011-2012



Head Start Disabilities

Total Enrolled	Total with Disabilities	% Served with Disabilities	Cerebral Palsy	NCEC	Autism	Orthopedic Impairment	Speech Language	Visual/Blindness	Other Health Impaired
346	34	10%	0	1	0	0	32	0	1

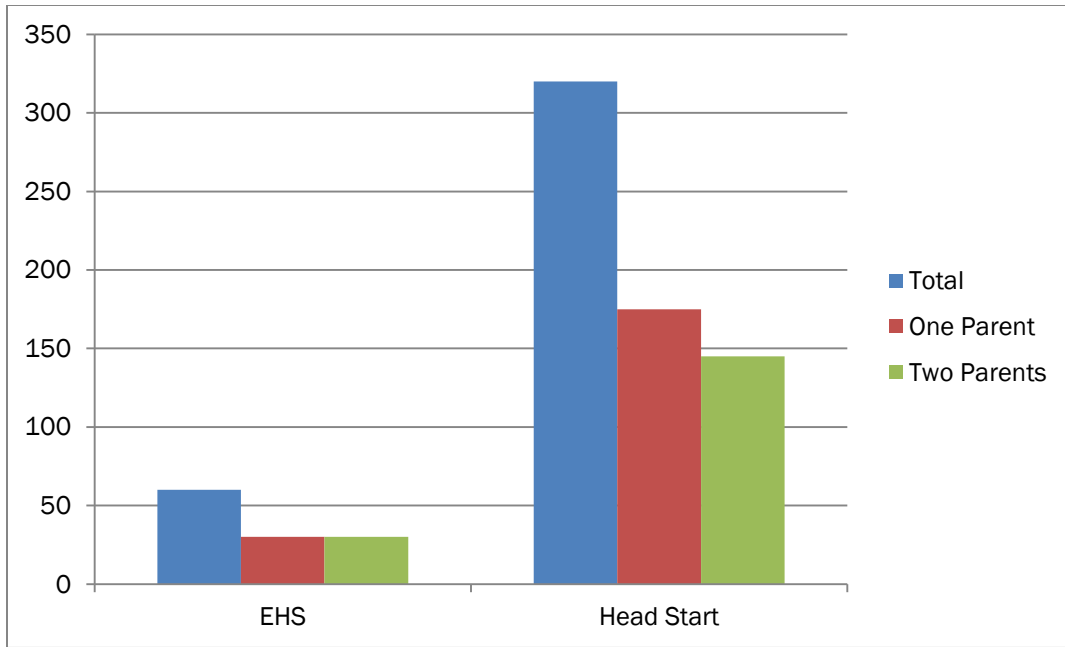
Source: IEP

Family Structure

Parental Status

	Number of Families	One Parent	Two Parents
Early Head Start	60	30	30
Head Start	320	175	145

Source: PROMIS 2011-2012



Employment

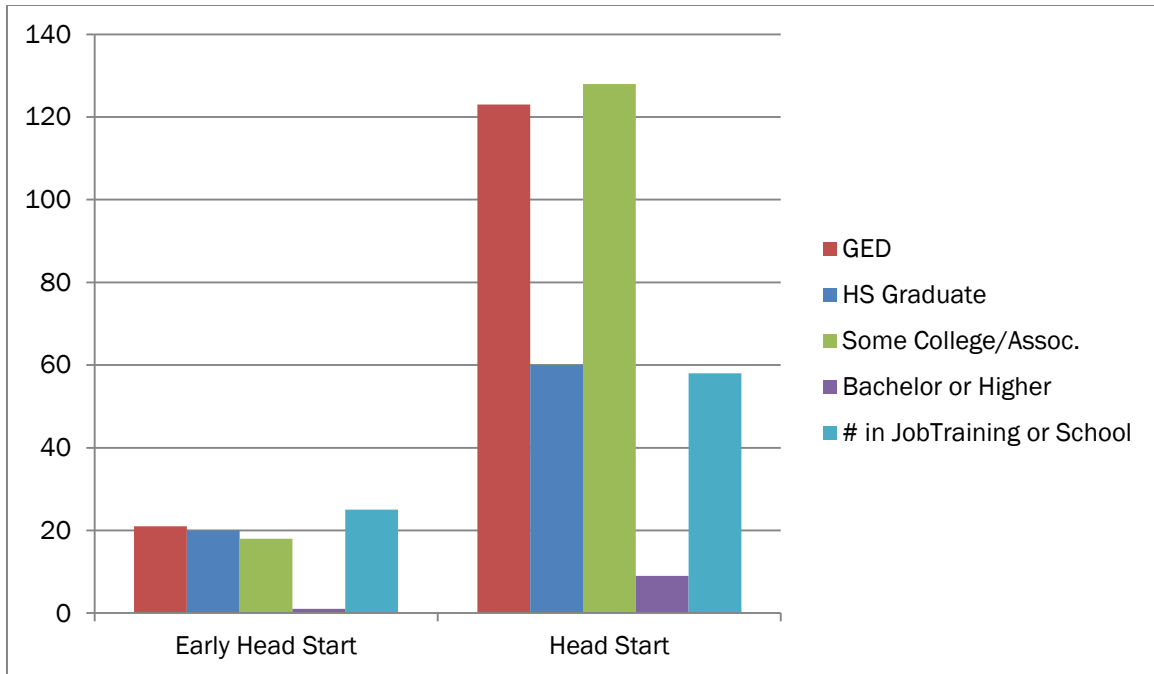
	Two Parent Households Two Parents Employed	Two Parent Households One Parent Employed	Two Parent Households Two Parents Unemployed	One Parent Household One Parent Employed	One Parent Household One Parent Unemployed
Early Head Start	18	9	3	18	12
Head Start	50	89	6	115	60

Source: PROMIS 2011-2012

Education Level of Parents

	<HS Graduate	HS Graduate/ GED	Some College/ Associates	Bachelors' Degree or Higher	Number in Job Training or School
Early Head Start	20	21	18	1	25
Head Start	60	123	128	9	58

Source: PROMIS 2011-2012



Student Receiving Medical & Dental Services

	Medical	Percentage	Dental	Percentage
Early Head Start	60	95%	55	87%
Head Start	309	89%	314	90%

Source: PROMIS 2011-2012

Public Assistance

	TANF/	SSI	WIC
Early Head Start	1	3	46
Head Start	9	20	158

Source: PROMIS 2011-2012

Children having Primary Health Coverage

	CHIP/Medicaid	Private	Other	None
Early Head Start	61	2	1	0
Head Start	312	22	2	1526

Source: PROMIS 2011-2012

Family Services during 2011-2012

Services	Early Head Start	Head Start
Emergency/Crisis Intervention	5	20
Housing Assistance (subsidies, utilities, repairs)	1	9
Transportation Assistance	N/A	N/A
Mental Health Services	6	26
English as a Second Language Training	1	9
Adult Education (GED, college selection)	12	63
Job Training	13	29
Substance Abuse Prevention/Treatment	N/A	2
Child Abuse/Neglect Services	N/A	12
Domestic Violence Services	N/A	1
Child Support Assistance	N/A	6
Health Education (including prenatal)	5	1
Assistance to Families of Incarcerated Individuals	2	2
Parenting Education	39	189
Marriage Education Services	N/A	2
Fatherhood	N/A	N/A
Number of Parent Meetings at HS Sites	N/A	N/A
Total Number of Families Receiving Services	46	230
Number of Homeless Families Served	2	22

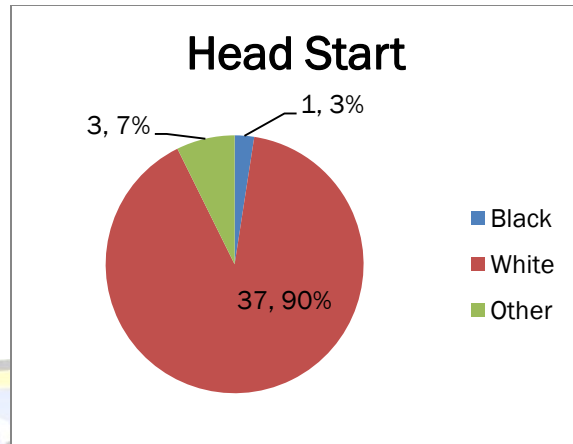
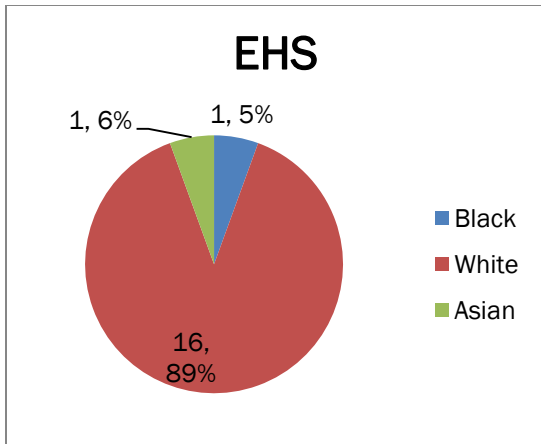
Source: PROMIS 2011-2012

Head Start Teaching Staff

Demographics

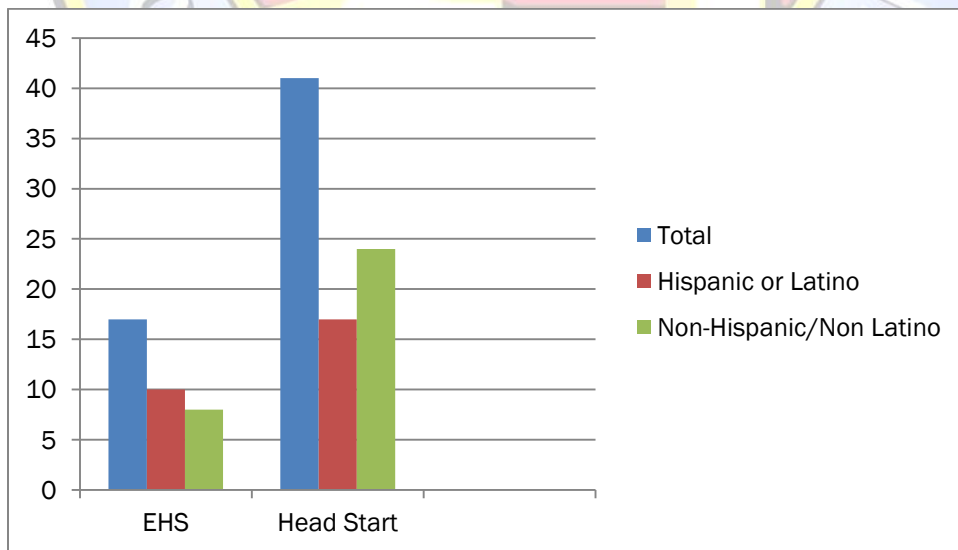
	Total Teaching Staff by Race	Black	White	Native American	Pacific Islander	Asian	Other	Unspecified	Multi
Early Head Start	18	1	16	0	0	1	0	0	0
Head Start	41	1	37	0	0	0	3	0	0

Source: PROMIS 2011-2012



	Total Teaching Staff by Ethnicity	Hispanic or Latino Origin	Non-Hispanic/Non-Latino
Early Head Start	17	10	8
Head Start	41	17	24

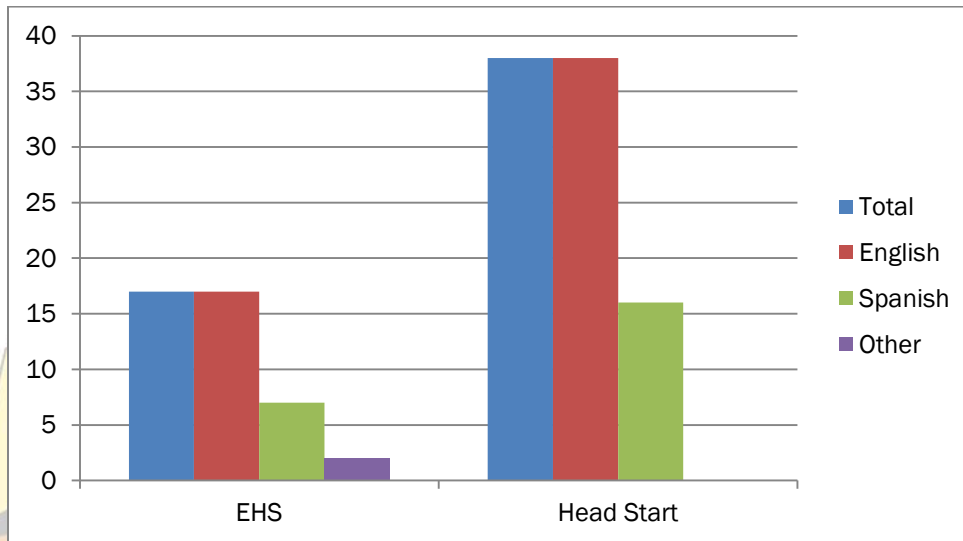
Source: PROMIS 2011-2012



Languages Spoken by Teaching Staff

	Total	English	Spanish	Other
Early Head Start	17	17	7	2
Head Start	38	38	16	0

Source: PROMIS 2011-2012



Minimum Education of Head Start Teachers/Paraprofessionals

	Number of Head Start Teachers/Paraprofessionals	Bachelor Degree	Master's Degree
Early Head Start	17	1	0
Head Start	17	17	0

Source: PROMIS 2011-2012

Volunteer Information

	Total Number of Volunteers	Volunteers who are Former/Current Parents
Early Head Start	9	20
Head Start	357	229

Source: PROMIS 2011-2012

PARENT ENGAGEMENT OPPORTUNITIES

Activity	Details
Opportunity to develop partnership agreement and family goals	Offered to all enrolled families
Health Advisory Committee	Parent representatives attend meetings twice a year that include community agencies
Policy Council Meetings	Parent representatives from each site attend monthly Policy Council meetings
Self-Assessment	Parents participate in program Self-Assessment activities, including completing site health and safety checklist and parent satisfaction survey
Volunteer Opportunities	Parents are invited and trained to be volunteers in the program services.
Male Involvement	Father Hood – Sites offer male involvement activities
Socializations for Home Base Program	Each month parents have an opportunity to participate in socialization activities
Language Facilitator	Language Facilitator positions are available to parents, giving them an opportunity to work in the classroom up to 16 hours per month. These parents will be trained by ESC Head Start Staff
Parent Trainings	<p>Parents are offered training opportunities based on parent request and federal performance standards topics, such as:</p> <ul style="list-style-type: none"> • Pedestrian Safety • Emergency Preparedness/Fire Safety • Nutrition – food prep, meal planning • Mental Health: child and family • Parenting Skills • Child Development • Child Abuse/Neglect • Behavior Management • Financial Literacy • Parent Building Blocks
Home Visit/Conferences	Staff conducts two educational home visits and two parent/teacher conferences each program year to discuss child's developmental progress and set new learning goals.
Seasonal/Yearly Activities	<p>*Fall Festivals *Celebration Day</p>

School Readiness/ Child Outcome

Early Head Start School Readiness Goals

Physical Well-being and Health:

Children will identify and practice healthy habits.

Children will develop fine and gross motor skills.

Social and Emotional Development:

Children will learn to regulate their own emotions and behavior.

Children will learn how to establish relationships, participate cooperatively and constructively in group situations.

Language and Literacy:

Children will respond to rhyming and alliteration in songs, poetry and books and observe letters in environmental print.

Children will respond to books and other texts.

Children will listen to and understand increasingly complex language, use language to express thoughts and needs in order to communicate and converse.

Second language learners will demonstrate progress in listening to, understanding and speaking English.

Cognition and General Knowledge:

Children will develop mathematical knowledge using number concepts and operations, will explore spatial relationships and shapes, and will compare, measure and pattern.

Children will develop knowledge in content areas including science and social studies.

Approaches to Learning:

Children will express themselves creatively through arts, music, dance, movement and drama.

Children will demonstrate positive approaches to learning through persistence, problem solving, and curiosity.

School Readiness/ Child Outcome

Head Start School Readiness Goals

Physical Well Being and Health:

Children will identify and practice healthy habits.

Children will develop fine and gross motor skills.

Social and Emotional Development:

Children will learn to regulate their own emotions and behavior.

Children will learn how to establish relationships, participate cooperatively and constructively in group situations.

Language and Literacy:

Children will demonstrate phonological awareness, knowledge of the alphabet, knowledge of print and its uses, and demonstrate emergent writing skills.

Children will respond to books and other texts with comprehension.

Children will listen to and understand increasingly complex language, use language to express thoughts and needs in order to communicate and converse.

Second language learners will demonstrate progress in listening to, understanding and speaking English.

Cognition and General Knowledge:

Children will develop mathematical knowledge using number concepts and operations, will explore spatial relationships and shapes, and will compare, measure and pattern.

Children will develop knowledge in content areas including science, social studies and technology.

Approaches to Learning:

Children will express themselves creatively through arts, music, dance, movement and drama.

Children will demonstrate positive approaches to learning through persistence, problem solving, and curiosity.

****INDIVIDUALIZATION** Teacher & Parent Plan for School Readiness

Brigance
First Home Visit-
Parental Input into
School Readiness
Goals

First
45
Days

Teaching Strategies .Com
Three
Checkpoints

1st Teaching
Strategies
.Com
Checkpoint
September

Complete First
Parent/Teacher
Conference-
Parental Input
into School
Readiness Goals

2nd Teaching
Strategies
.Com
Checkpoint
February

Complete
Second
Home Visit-
Parental Input
into
School
Readiness
Goals

3rd Teaching
Strategies
.Com
Checkpoint
April-May

Complete
Second
Parent/Teacher
Conference-
Parental Input
into School
Readiness
Goals

Lesson
Planning

Teaching
Strategies
.Com
Checkpoints
& Family
Conference
Forms

Symbols in Lesson
Plans Showing...
Teacher/Parent
Ideas;
Individualization:
Activities from State
Adopted Pre-K
Curriculum, CIRCLE
Manuels, & Teaching
Strategies Activity
Library

Parental Input
School
Readiness
Goals from
Home Visits &
Conferences;
Posted Lesson
Plans

***Region 14 ESC Head Start Compared to Widely Held Expectations—Spring 2012

Number of children in each group analyzed:



AGE GROUPS: 0-1 Years = 8 1-2 Years =5* 2-3 Years =38** PK3=193
PK4=117

Children with an IEP or IFSP = 47 English Language Learners = 22

ETHNICITY: Black or African American = 26 Spanish/Hispanic/Latino = 159 White = 119

Spanish/Hispanic/Latino & Black or African American = 13; White & Spanish/Hispanic/Latino = 24; White & Black or African American = 10; Unknown = 15

Peach = Above Expectations (first row); Green = Meets Expectations (second row); Purple = Below Expectations (third row)

Goals Groups 	Social Emotional	Gross Motor	Fine Motor	Language	Cognitive	Literacy	Math
All Age Groups Combined 	52%	45%	39%	40%	42%	34%	30%
	43%	53%	59%	54%	53%	60%	61%
	5%	2%	2%	6%	5%	6%	9%
0-1 Years	50%	--	--	--	--	--	--
	50%	100%	100%	100%	100%	100%	100%
	--	--	--	--	--	--	--
1-2 Years	20%	40%	20%	--	20%	20%	--
	80%	60%	80%	60%	80%	80%	60%
	--	--	--	40%*	--	--	40%*
2-3 Years	53%	46%	33%	35%	35%	24%	10%
	40%	42%	67%	56%	60%	63%	74%
	7%	2%	--	9%	5%	12%	16%**

PK3	56%	64%	39%	44%	49%	46%	41%
	39%	35%	60%	50%	46%	50%	54%
	5%	1%	1%	6%	5%	4%	5%
PK-4	46%	11%	45%	39%	36%	19%	21%
	48%	83%	50%	53%	56%	73%	66%
	6%	6%	5%	8%	8%	8%	13%
IEP/IFSP	25%	27%	16%	20%	19%	16%	13%
	63%	66%	80%	65%	69%	75%	72%
	12%	7%	7%	15%	12%	9%	15%

Goals Groups	Gross Motor Skills	Fine Motor Skills	Social & Emotional Development	Approaches to Learning	Logic & Reasoning	Language Development	Literacy & Knowledge Skills	Mathematics Knowledge & Skills	Health Knowledge & Practice
Spanish Hispanic Latino	32%	25%	30%	33%	30%	23%	21%	20%	16%
	67%	74%	67%	64%	66%	71%	72%	72%	80%
	1%	1%	3%	3%	4%	6%	7%	8%	4%
Black or African American	45%	31%	36%	36%	30%	30%	37%	21%	19%
	51%	67%	60%	57%	68%	62%	56%	70%	73%
	4%	1%	4%	2%	2%	8%	7%	9%	8%
White	32%	36%	41%	45%	37%	37%	34%	29%	19%
	65%	62%	55%	51%	59%	59%	63%	66%	72%
	3%	2%	4%	4%	4%	4%	3%	5%	9%

LEVEL'S: 1-9	1	2	3	4	5	6	7	8	9
PK 3– Progress in Understanding English	Fall- 10%	Fall-20%		Fall-10% Spring-20%	Fall-10%	Spring- 20%	Fall-40% Spring-10%	Fall-10% Spring- 50%	
PK 4		Fall- 11.11%	Fall- 22.22%	Fall-22.22% Spring- 12.50%	Fall-11.11%	Fall- 11.11% Spring- 25%	Fall-11.11% Spring-25%	Fall- 11.12% Spring- 25%	Spring- 12.5%
PK 3– Progress in Speaking English	Fall- 20%	Fall-20%		Fall-10% Spring-10%	Spring-20%	Fall-40% Spring- 10%	Fall-10% Spring-10%	Spring- 50%	
PK4		Fall- 11.11%	Fall- 22.22%	Fall-22.22%	Fall-33.33% Spring- 12.50%	Spring- 37.50%	Fall-11.12% Spring- 37.50%		Spring- 12.50%



Region 14 Education Service Center

Head Start & Early Head Start

Proudly

“Giving Children a
Head Start on Life”

Region 14 ESC
1850 Highway 351
Abilene, TX
325-675-8600

